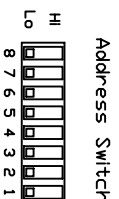
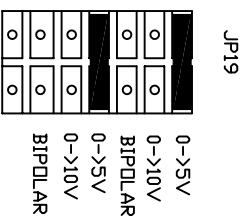
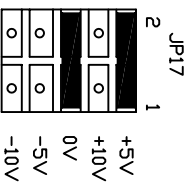
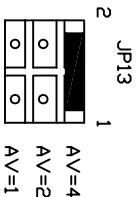
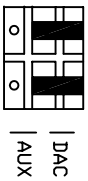


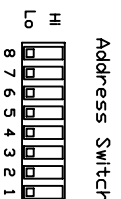
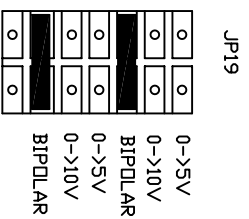
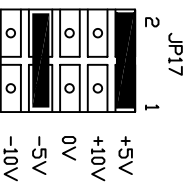
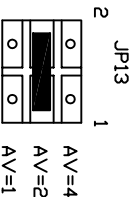
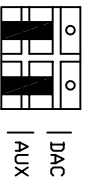
# 5608 Controller

JP7 - JP10



# 5608 AIP

JP7 - JP10



JP7 - JP10

ONE SET OF JUMPERS FOR EACH CHANNEL.  
SET TO 'DAC' FOR CONTROLLER OPERATION.  
SET TO 'AUX' FOR AUXILIARY INPUT PROCESSOR

JP13

SET VOLTAGE RANGE:  
AV=4 5V RANGE |e 0-5V  
AV=2 10V RANGE |e -5V to +5V or 0V to 10V  
AV=1 20V RANGE |e -10V to +10V

JP17

SETS THE HIGH AND LOW MAX VOLTAGE  
SHOWNS SET TO -5V to +5V

JP19

SET INPUT VOLTAGE (TWO JUMPERS ARE REQUIRED)  
SHOWN SET TO 'BIPOLAR'

USING THE REMOTE ADDRESS SWITCH

SETS ALL ADDRESS SWITCHES TO HI(UP) WHEN USING THE REMOTE ADDRESS SWITCH.  
PLUG 16 POSN RIBBON CABLE INTO P14 OF 5608 AND REMOTE ADDRESS CARD ASSY P1.